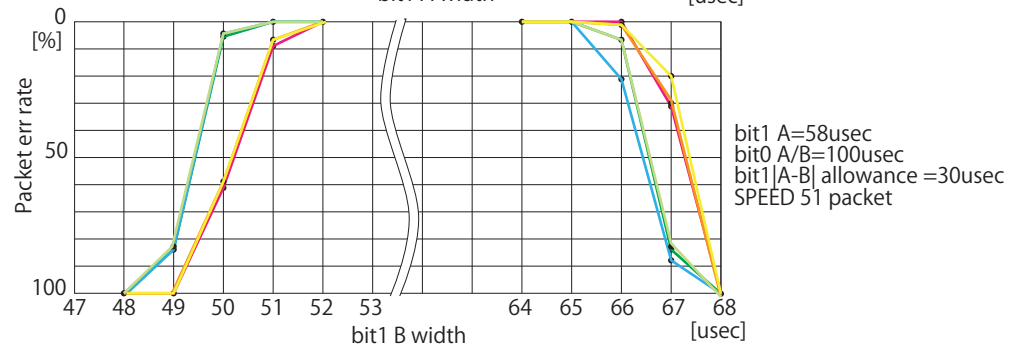
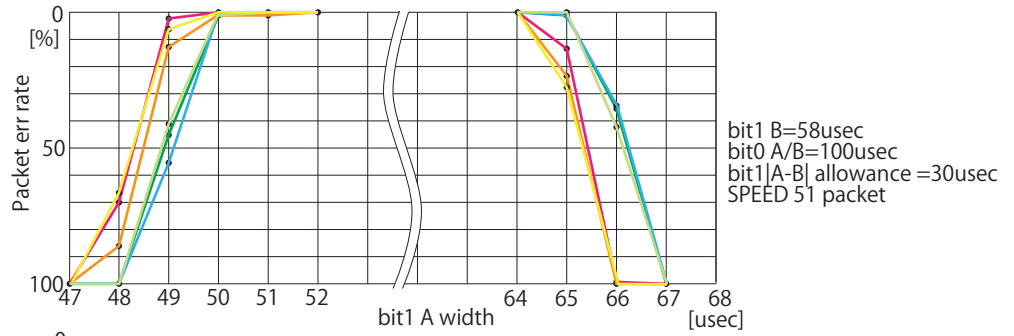


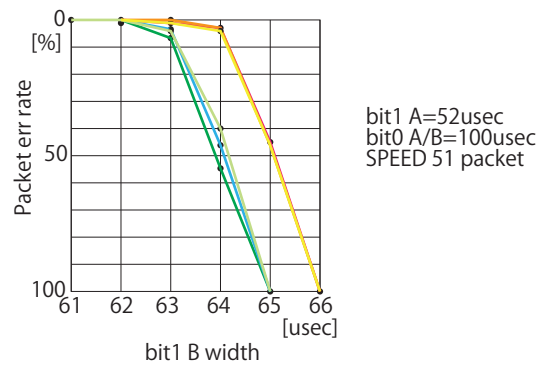
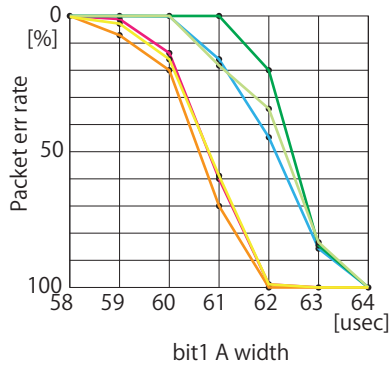


# The Result of SLOMO Decoder DCC Packet Margin Test

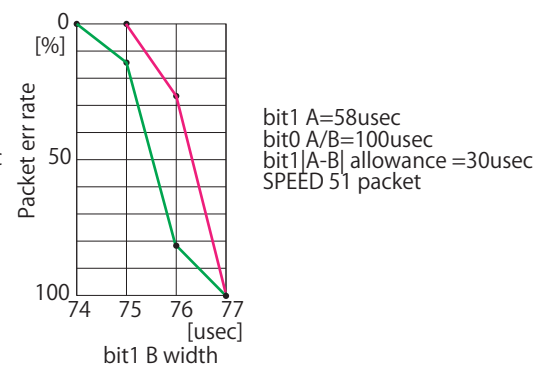
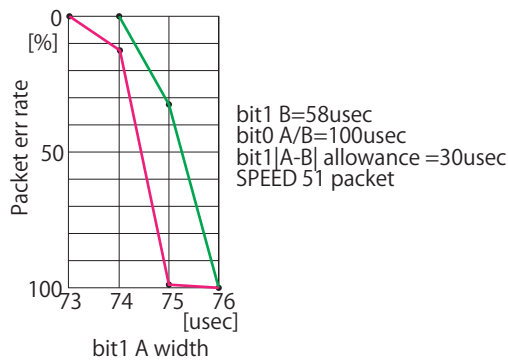
CUTOUT CH1	CUTOUT CH2	NOISE ADD (2V p-p)	
			—
		○	—
○			—
○		○	—
○	○		—
○	○	○	—



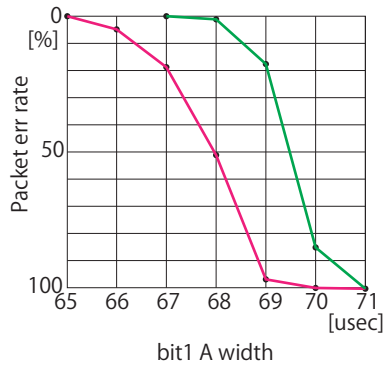
Bit1 Test (Conforming to the standards CV146 bit1=1)



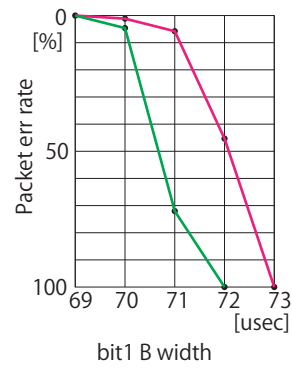
Bit1 Test (Conforming to the standards CV146 bit1=1)



Bit1 Test (Wide CV146 bit1=0)

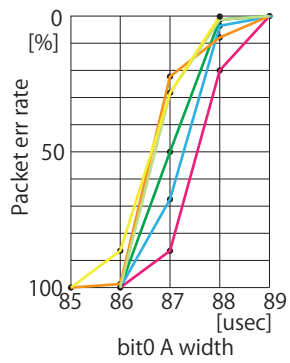


bit1 B=52usec  
bit0 A/B=100usec  
SPEED 51 packet

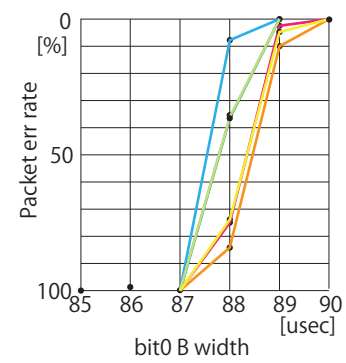


bit1 A=52usec  
bit0 A/B=100usec  
SPEED 51 packet

Bit1 Test (Wide CV146 bit1=0)

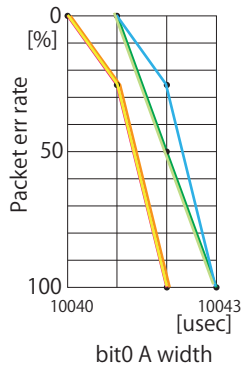


bit1 A/B=58usec  
bit0 B=90usec  
SPEED 51 packet

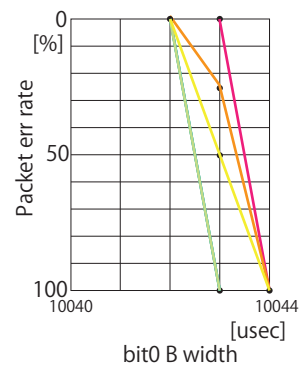


bit1 A/B=58usec  
bit0 A=90usec  
SPEED 51 packet

Bit0 Test



bit1 A/B=58usec  
bit0 B=90usec  
SPEED 51 packet



bit1 A/B=58usec  
bit0 A=90usec  
SPEED 51 packet

Bit0 Test